

**Gayatri Vidya Parishad College for Degree and PG Courses(A)**

**Academic Audit Report 2019-20, 17th to 18th, March, 2021**

**Zone : District : Visakhapatnam**

**COLLEGE PROFILE**

|    |  |  |                            |                         |
|----|--|--|----------------------------|-------------------------|
| 1  | Name of the College, URL of Website, email and Phone number  | <b>Gayatri Vidya Parishad College for Degree and P.G Courses (A),<a href="http://www.gvptc.edu.in/">http://www.gvptc.edu.in/</a>,<a href="mailto:info@gvptc.edu.in">info@gvptc.edu.in</a>,+91891-2 522 076</b> |                            |                         |
| 2  | Name of the Principal, email & Mobile Number   | <b>Prof. S.Rajani 7036001999</b>   |                            |                         |
| 3  | Name of the Vice-Principal, email & Mobile Number  | <b>Prof.D.Saritha, 9292502400</b>  |                            |                         |
| 4  | Name of the IQAC Coordinator, email & Mobile Number  | <b>Dr.G.Syamala Rao 9247106231</b>   |                            |                         |
| 5  | Year of Establishment & details of land available if any   | <b>1989</b>  |                            |                         |
| 6  | Affiliating University   | <b>Andhra University</b>   |                            |                         |
| 7  | NAAC Grade with Cycle, Accredited Year & CGPA ( Status of preparation if not Accredited)               | <b>B++, II Cycle,2019</b>  |                            |                         |
| 8  | UGC Recognition (2f & I2 B)  | <b>Yes</b>   |                            |                         |
| 9  | College Working Hours( if shift system mention details of both shifts & give reasons for shift system) | <b>10.00 to 17.00 hrs</b>  |                            |                         |
| 10 | No. of Posts Sanctioned:   | <b>Regular Working:<br/>181</b>  | <b>Contract Working:--</b> | <b>Guest Working:--</b> |

| I-CURRICULAR ASPECTS |   |   |                         |   |
|----------------------|---|---|-------------------------|---|
|                      | Item  | Impression of Academic Advisor along with grade A(Good)/B( Satisfactory)/C (poor) after Observation |                         | Recommendation/Suggestions by Academic Advisors   |
|                      |   | Grade   | Impression              |   |
| 11                   | Implementation of Annual Institutional Plan                                 | A   | Maintained              |   |
| 12                   | Departmental Annual Curricular Plans  | A   | Prepared and Circulated | Implemented in the all the departments            |
| 13                   | Whether the above two circulated among Students?                            | A   | Yes                     |   |
| 14                   | College Activity Register 2019-20   | B   | Maintained              | Maintain a Consolidated register for all campuses |
| 15                   | College Calendar/College Magazine   | A   | Publishing              |   |
| 16                   | Add-on Courses (Department-wise) completed during 2019-20                   | B   | Yes Completed           |   |
| 17                   | Add-on Courses (Department-wise) in 2019-20                                 | A   | Yes Completed           |   |
| 18                   | Coverage of Syllabus (Average Percentage)                                   | A   | 80.00%                  |   |
| 19                   | Teaching of Value added courses (HVPE & Foundation Courses)                 | A   | Yes Conducted           | Conduct for more departments                      |
| 20                   | No. of New UG & PG Courses introduced in 2019-20                            | NA  |                         |   |
| 21                   | Maintenance of Student Attendance Registers                                 | A   | Maintained              |   |
| 22                   | Whether feedback on curriculum was obtained from stake holders and analysed | A   | Yes                     |   |

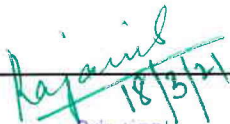



| II-TEACHING, LEARNING & EVALUATION |   | Grade | Impression                               | Recommendation/Suggestions by Academic Advisors |
|------------------------------------|---|-------|--|---|
| 23                                 | Student admissions-Cut off marks and % of SC,ST, BC, minority and OC students admitted(Group wise) in 2019-20                     | A     | Maintained                               |   |
| 24                                 | Social-economic status of students enroled(Group wise and Year wise) in 2019-20   | A     | Enroled ,Details Available in the office |   |
| 25                                 | Demand Ratio (Group wise)   | A     | 1:28                                     |   |
| 26                                 | Percentage of differently abled students (Divyangjan) on roll   | NA    |  |   |
| 27                                 | Percentage of full time teachers against sanctioned posts in 2019-20  | A     | Maintained                               |   |
| 28                                 | Student - Full time teacher ratio   | A     | 1.26(4645:181)                           |   |
| 29                                 | Number of days from the date of last semester-end/ year- end examination till the declaration of results in 2019-20               | B     | 20 Days(30-A,35-NoN A)                   |   |
| 30                                 | Teaching Diaries & Teaching Plans in Prescribed Formats   | A     | Maintained                               |   |
| 31                                 | Use of ICT in teaching and learning   | A     | Yes Using                                | Maintain Photo Proofs Also                      |
| 32                                 | Average percentage of teachers using ICT for effective teaching with Learning Management Systems (LMS), E-learning resources etc. | B     | Yes(72)                                  |   |
| 33                                 | Co-Curricular Activities ( College level)   | A     | Good                                     |   |
| 34                                 | Academic Competitions ( College Level & Above)  | A     | Conducted regularly                      |   |
| 35                                 | Conduct of Internal Examinations-Internal assessment  | A     | Yes                                      |   |
| 36                                 | Teacher wise result analysis (MARCH/APRIL -2020 & SEP/OCT/NOV-2019)   | A     | Each department has the record           |   |
| 37                                 | Pass percentage of students (Group wise) in 2019-20   | A     | 83                                       |   |
| 38                                 | Number of students undertaking field projects / internships   | B     | Maintained                               | Departmentwise data should also be maintained   |
| 39                                 | Remedial Classes  | A     | Yes Conducting                           |   |
| 40                                 | Conduct of Bridge course  | A     | Yes, Conducting                          |   |
| 41                                 | Feed back on Teachers by Students and its analysis  | A     | Yes, Analysed                            |   |
| 42                                 | Student satisfaction survey-Feed back on teaching and learning process by Students and its analysis                               | A     | Implemented                              | Add few more Questions to your Feedback process |

| III-RESEARCH, INNOVATIONS AND EXTENSION |  | Grade | Impression   | Recommendation/Suggestions by Academic Advisors       |
|---|--|-------|--|---|
| 43                                      | Is the College a Recognized Research Centre  | A     | Yes  |   |
| 44                                      | No. of Research Guides in the College  | A     | 19   |   |
| 45                                      | No. of Research Scholars working for M.Phil & Ph. D  | A     | 16 Scholars allotted in 2019-20 So Total = 22 +16 = 38 |   |
| 46                                      | Major/Minor/Other Research Projects  | C     | 0  |   |
| 47                                      | Research Papers Published in 2019-20 (International/ National )  | A     | 28   | No of publications in SCOPUS and WoS may be increased |
| 48                                      | Papers Presented in 2019-20 (International/ National/ State )  | A     | 30   |   |
| 49                                      | Books Published in 2019-20 ( Single Author/ Co Author)   | A     | 18   |   |
| 50                                      | Seminars/Workshops/ Training Programme Conducted in 2019-20 (International/ National/ State )  | A     | 12   |   |
| 51                                      | Record of Consultancy in 2019-20   | A     | 6  |   |
| 52                                      | Whether the Institution has created an ecosystem for innovation including incubation centre and other initiatives for transfer of knowledge  | A     | No   |   |
| 53                                      | Whether the institution conducted workshop/seminars on Intellectual Property Rights (IPR), Industry-Academia Innovative practices  | A     | Yes(6)   |   |
| 54                                      | Record of MoUs in 2019-20  | A     | 7  |   |
| 55                                      | Record of Subject/Department Related Extension Activities  | A     | Maintained   |   |
| 56                                      | Number of extension programmes conducted in the neighbourhood community to sensitize the students  | A     | Conducted (10)   |   |
| 57                                      | Number of extension programmes conducted in collaboration with Community/NGOs through NSS/NCC/Red Cross/YRC etc.,  | A     | Conducted (10)   |   |
| 58                                      | Details of students participating in extension activities with Government Organisations, Non-Government Organisations and programs such as Swachh Bharat, ODF, Aids Awareness, Gender Issue, etc | A     | Participated(10)                                       |   |
| 59                                      | Number of awards and recognition received for extension activities from Government/ recognised bodies  | B     | Received 2Awards                                       |   |

| IV-INFRASTRUCTURE AND LEARNING RESOURCES |   | Grade | Impression   | Recommendation/Suggestions by Academic Advisors |
|--|---|-------|--|---|
| 60                                       | Number of Class rooms, Labs and computing equipment   | A     | 130 (82 Classrooms+48 Labs)  |   |
| 61                                       | Facilities for sports, games (indoor, outdoor, gymnasium, yoga centre etc.) and cultural activities   | A     | indoor, outdoor, gymnasium, yoga centre, open auditorium available |   |
| 62                                       | classrooms and seminar halls with ICT - enabled facilities such as smart class, Virtual Class Room, LMS, etc.   | A     | Yes<br>31 classrooms/seminar halls<br>5 smart classrooms           |   |
| 63                                       | Budget allocated for infrastructure augmentation  | B     | 437 Lakhs  |   |
| 64                                       | Library is automated using Integrated Library Management System   | A     | Soul 2.0   |   |
| 65                                       | Collection of rare books, manuscripts, special reports or any other knowledge resource for library enrichment   | C     | Available  |   |
| 66                                       | Does college has e-Journals, e-books, e-ShodhSindhu, Shodhganga membership and Databases  | A     | Available<br>EBSCO. IEEE. NLIST, DELNET, NDL                       |   |
| 67                                       | Expenditure for purchase of books and journals in 2019-20   | B     | 6.50 Lakhs   | Can spend more on this                          |
| 68                                       | Percentage per day usage of library by teachers and students  | A     | 60   |   |
| 69                                       | Student-Computer ratio  | A     | 7:1  |   |
| 70                                       | Wifi in the campus  | A     | Yes  |   |
| 71                                       | Updation of IT facilities   | A     | Yes  |   |
| 72                                       | Expenditure incurred on maintenance of physical facilities and academic support facilities excluding salary component   | B     | Rs. 160 Lakhs  |   |
| 73                                       | Established systems and procedures for maintaining and utilizing physical, academic and support facilities laboratory, library, sports complex, computers, classrooms etc | A     | Yes  |   |

| V-STUDENT SUPPORT AND PROGRESSION |  | Grade | Impression           | Recommendation/Suggestions by Academic Advisors |
|-----------------------------------|--|-------|----------------------|---|
| 74                                | Average percentage of students benefited by scholarships by the Government in 2019-20  | A     | 50%                  |   |
| 75                                | Average percentage of students benefited by scholarships by the Institution in 2019-20   | B     | 10%                  | no of scholarships may be increased             |
| 76                                | Average percentage of students benefited by guidance for competitive examinations and career counseling offered by the institution in 2019-20          | B     | 55%                  |   |
| 77                                | Average percentage of placement of outgoing students in 2019-20  | B     | 40%                  |   |
| 78                                | Student grievances redressal mechanism   | A     | Yes                  |   |
| 79                                | Number of capability enhancement and development schemes conducted (like Career guidance, Remedial coaching etc.,)                                     | A     | Conducted(7)         |   |
| 80                                | Percentage of student progression to higher education  | B     | 20%                  |   |
| 81                                | Average percentage of students qualifying in state/ national/ international examinations(like NET, SLET, GATE, Civil services, state government etc.,) | C     | 10%                  |   |
| 82                                | Number of awards/medals for outstanding performance in sports/cultural activities  | B     | 4                    |   |
| 83                                | Presence of an active Student Council & representation of students on academic & administrative bodies/committees of the institution                   | A     | Yes                  |   |
| 84                                | Records of significant achievements in Sports & Games  | A     | Yes                  |   |
| 85                                | Number of sports and cultural activities / competitions organised in the Institution in 2019-20  | A     | 6                    |   |
| 86                                | Alumni contribution in 2019-20 (In Rs)   | C     | 0                    |   |
| 87                                | Number of Alumni Association /Chapters meetings held in 2019-20  | A     | 3 meetings conducted | Should maintain the record with photographs     |
| 88                                | Maintenance of JKC facilities & records  | NA    |                      |   |
| 89                                | Record of Student trained and placed in JKC  | NA    |                      |   |
| 90                                | Record of Anti Ragging cell  | A     | Maintained           |   |
| 91                                | Maintenance of drinking water  | A     | Yes                  |   |
| 92                                | Maintenance of sanitation  | B     | Yes                  |   |

| VI-GOVERNANCE AND LEADERSHIP |   | Grade | Impression  | Recommendation/Suggestions by Academic Advisors          |
|------------------------------|---|-------|-------------|--|
| 93                           | Academic Council Register   | A     | Yes         |  |
| 94                           | Functioning of Committees in Administration ( Minutes of meetings)  | A     | Yes         |  |
| 95                           | Awards/Achievements   | B     | Yes         |  |
| 96                           | Use of ICT in Governance  | A     | Yes         |  |
| 97                           | Perspective/Strategic plan and deployment documents   | A     | Yes         | Deployment document may be maintained with justification |
| 98                           | Organizational structure of the Institution   | A     | Yes         |  |
| 99                           | Implementation of e-governance in Planning and Development, Administration, Finance and Accounts, Student Admission and Support, Examination      | A     | Yes         |  |
| 100                          | Number of teachers provided with financial support to attend conferences / workshops and towards membership fee of professional bodies in 2019-20 | B     | 69          |  |
| 101                          | Number of professional development / administrative training programs organized by the Institution for teaching and non teaching staff in 2019-20 | A     | 12          |  |
| 102                          | Number of teachers attended professional development programs(Orientation Program, Refresher Course, Short Term Course etc.) in 2019-20           | A     | 445         |  |
| 103                          | Funds / Grants received from non-government bodies, individuals, philanthropers in 2019-20  | B     | 36,18,201/- |  |
| 104                          | Average number of quality initiatives by IQAC for promoting quality culture per year  | A     | Yes(3)      |  |
| 105                          | Participation in NIRF-2019  | C     | Yes         |  |
| 106                          | IQAC activities & maintenance of records , (Action Plan/Minutes of Meeting/Proof of submission of AQAR to NAAC/Activity register etc)             | A     | Yes         |  |

| VII-INSTITUTIONAL VALUES AND BEST PRACTICES |  | Grade | Impression  | Recommendation/Suggestions by Academic Advisors |
|---|--|-------|---|---|
| 107   | Percentage of power requirement of the Institution met by the renewable energy sources   | B     | 0.54%   |   |
| 108   | Waste Management steps taken   | A     | Yes Maintained  |   |
| 109   | Rain water harvesting structures and utilization in the campus   | A     | Yes Maintained  |   |
| 110   | Facilities for Differently abled (Divyangjan) (ramp, scribe for examination etc.,)   | A     | Yes Maintained  |   |
| 111   | Green Practices(plastic free campus, green landscaping etc.,)  | A     | Yes Maintained  |   |
| 112   | Record of best/innovative practices by the institution   | A     | Yes Maintained  |   |
| 113   | College Activity Register 2019-20 & Hard Copy of AQAR 2018-19 ( should be available with the Principal)  | A     | Yes Maintained  |   |
| 114   | The number of classes(per week) taken by the Principal   | A     | 8 Hrs   |   |
| 115   | Research projects/Publications/ study material developed in 2019-20 by the Principal   | A     | 3 Paper Publications  |   |
| <b>College Grading - A</b>                  |  |       |   |   |
| <b>Signature of the Principal</b>           |  |       | <b>Signatures of Academic Advisors</b>  |   |
|   | <br>Principal<br>Gayatri Vidya Parishad College for<br>Degree and P.G. Courses(A)<br>Visakhapatnam - 45 |       | 1.Prof.V. Nagalakshmi <br>Professor of Computer Science,Gitam University |   |
|   |  |       | 2.Prof. CVK Bhanu <br>Professor of EEE,GVPCOE                            |   |
|   |  |       | 3. Dr.S.ATCHUTA RAMAM, <br>Professor of English,GVPCOE                   |   |