

Gayatri Vidya Parishad College for Degree and PG Courses(A)

Academic Audit Report 2018-2019

Zone : District : Visakhapatnam

COLLEGE PROFILE

1	Name of the College, URL of Website, email and Phone number	Gayatri Vidya Parishad College for Degree and P.G Courses (A),http://www.gvptc.edu.in/,info@gvptc.edu.in,+91891-2 522 076		
2	Name of the Principal, email & Mobile Number	Prof S.Rajani 9966545946		
3	Name of the Vice-Principal, email & Mobile Number	-		
4	Name of the IQAC Coordinator, email & Mobile Number	Prof.I.S.Pallavi 9666105272		
5	Year of Establishment & details of land available if any	1989		
6	Affiliating University	Andhra University		
7	NAAC Grade with Cycle, Accredited Year & CGPA (Status of preparation if not Accredited)	B++, I Cycle,2006		
8	UGC Recognition (2f & 12 B)	Yes		
9	College Working Hours(if shift system mention details of both shifts & give reasons for shift system)	10.00 to 17.00 hrs		
10	No. of Posts Sanctioned:	Regular Working: 179	Contract Working:--	Guest Working:--10
11	Course wise & year wise Students	List attached		
12	Current Year Admissions Abstract	List attached		
13	List of Programmes and Courses with Codes	List attached		

I-CURRICULAR ASPECTS				
	Item	Impression of Academic Advisor along with grade A(Good)/B(Satisfactory)/C (poor) after Observation		Recommendation/Suggestions by Academic Advisors
		Grade	Impression	
14	Implementation of Annual Institutional Plan	A	Maintained	
15	Departmental Annual Curricular Plans	A	Prepared and Circulated	Implement for all the departments
16	Whether the above two circulated among Students?	A	Yes	
17	College Activity Register 2018 -19	B	Maintained	Maintain a Consolidated register for all campuses
18	College Calendar/College Magazine	A	Publishing	Magazine not yet received
19	Add-on Courses (Department-wise) completed during 2017-18	B	Yes Completed	
20	Add-on Courses (Department-wise) in 2018 -19	A	Yes Completed	Provide More courses
21	Coverage of Syllabus (Average Percentage)	A	95.00%	
22	Teaching of Value added courses (HVPE & Foundation Courses)	A	Yes Conducted	Conduct for More departments
23	No. of New UG & PG Courses introduced in 2018 -19	C	NIL	
24	Maintenance of Student Attendance Registers	A	Maintained	
25	Whether feedback on curriculum was obtained from stake holders and analysed	A	Yes	Conduct Exit Survey for all departments




II-TEACHING, LEARNING & EVALUATION		Grade	Impression	Recommendation/Suggestions by Academic Advisors
26	Student admissions-Cut off marks and % of SC,ST, BC, minority and OC students admitted(Group wise) in 2018 -19	A	Maintained	
27	Social-economic status of students enroled(Group wise and Year wise) in 2018 -19	A	Enroled ,Details Available in the office	
28	Demand Ratio (Group wise)	A	1.39	
29	Percentage of differently abled students (Divyangjan) on roll	B	Yes,On Rolls (0.133)	
30	Percentage of full time teachers against sanctioned posts in 2018 -19	A	92.27	
31	Student - Full time teacher ratio	A	1:24 (4328:179)	
32	Number of days from the date of last semester-end/ year- end examination till the declaration of results in 2018 -19	B	70 Days(30-A,40-NoN A)	
33	Teaching Diaries & Teaching Plans in Prescribed Formats	A	Maintained	
34	Use of ICT in teaching and learning	A	Yes Using	Maintain Photo Proofs Also
35	Average percentage of teachers using ICT for effective teaching with Learning Management Systems (LMS), E-learning resources etc.	B	Yes(60.8)	
36	Co-Curricular Activities (College level)	A	Good	
37	Academic Competitions (College Level & Above)	A	Conducted regularly	
38	Conduct of Internal Examinations-Internal assessment	A	Yes	
39	Teacher wise result analysis (MARCH/APRIL -2019 & SEP/OCT/NOV-2018)	A	Each department has the record	
40	Pass percentage of students (Group wise) in 2018 -19	A	93.15	
41	Number of students undertaking field projects / internships	B	796	Departmentwise data should also be maintained
42	Remedial Classes	A	Yes Conducting	
43	Conduct of Bridge course	A	Yes, Conducting	
44	Feed back on Teachers by Students and its analysis	A	Yes, Analysed	
45	Student satisfaction survey-Feed back on teaching and learning process by Students and its analysis	A	Implemented	Add few more Questions to your Feedback process

III-RESEARCH, INNOVATIONS AND EXTENSION		Grade	Impression	Recommendation/Suggestions by Academic Advisors
46	Is the College a Recognized Research Centre	A	Yes	
47	No. of Research Guides in the College	A	14	
48	No. of Research Scholars working for M.Phil & Ph. D	B	2(2018-19) Total = 20	
49	Major/Minor/Other Research Projects	C	0(2018-19) Total =9	
50	Research Papers Published in 2018 -19 (International/ National)	A	86(2018-19)	
51	Papers Presented in 2018 -19 (International/ National/ State)	A	30(2018-19)	
52	Books Published in 2018 -19 (Single Author/ Co Author)	A	4(2018-19)	
53	Seminars/Workshops/ Training Programme Conducted in 2018 -19 (International/ National/ State)	A	12(2018-19)	
54	Record of Consultancy in 2018 -19	C	3(2018-19)	Has to increase
55	Whether the Institution has created an ecosystem for innovation including incubation centre and other initiatives for transfer of knowledge	B	Yes	
56	Whether the institution conducted workshop/seminars on Intellectual Property Rights (IPR), Industry-Academia Innovative practices	B	Yes	
57	Record of MoUs in 2018 -19	B	2	
58	Record of Subject/Department Related Extension Activities	A	Conducted(20)	
59	Number of extension programmes conducted in the neighbourhood community to sensitize the students	A	Conducted (20)	
60	Number of extension programmes conducted in collaboration with Community/NGOs through NSS/NCC/Red Cross/YRC etc.,	A	Conducted (20)	
61	Details of students participating in extension activities with Government Organisations, Non-Government Organisations and programs such as Swachh Bharat, ODF, Aids Awareness, Gender Issue, etc	A	Participated(10)	
62	Number of awards and recognition received for extension activities from Government/ recognised bodies	B	Received 2Awards	

IV-INFRASTRUCTURE AND LEARNING RESOURCES		Grade	Impression	Recommendation/Suggestions by Academic Advisors
63	Number of Class rooms, Labs and computing equipment	A	122 (80 Classrooms+42 Labs)	
64	Facilities for sports, games (indoor, outdoor, gymnasium, yoga centre etc..) and cultural activities	A	indoor+outdoor+gym+open auditorium available	
65	classrooms and seminar halls with ICT - enabled facilities such as smart class, Virtual Class Room, LMS, etc.	A	Yes	
66	Budget allocated for infrastructure augmentation	B	236 Lakhs	
67	Library is automated using Integrated Library Management System	A	Soul 2.0	
68	Collection of rare books, manuscripts, special reports or any other knowledge resource for library enrichment	C	Available	
69	Does college has e-Journals, e-books, e-ShodhSindhu, Shodhganga membership and Databases	A	Available	
70	Expenditure for purchase of books and journals in 2018 -19	B	15.4 Lakhs	
71	Percentage per day usage of library by teachers and students	A	60	
72	Student-Computer ratio	A	7:1	
73	Wifi in the campus	A	Yes	
74	Updation of IT facilities	A	Yes	
75	Expenditure incurred on maintenance of physical facilities and academic support facilities excluding salary component	B	Rs. 24.51 Lakhs	
76	Established systems and procedures for maintaining and utilizing physical, academic and support facilities laboratory, library, sports complex, computers, classrooms etc	A	Yes	

V-STUDENT SUPPORT AND PROGRESSION		Grade	Impression	Recommendation/Suggestions by Academic Advisors
77	Average percentage of students benefited by scholarships by the Government in 2018 -19	A	70%	
78	Average percentage of students benefited by scholarships by the Institution in 2018 -19	B	40%	
79	Average percentage of students benefited by guidance for competitive examinations and career counseling offered by the institution in 2018 -19	B	60%	
80	Average percentage of placement of outgoing students in 2018 -19	C	45%	Collect more Proofs
81	Student grievances redressal mechanism	A	Yes	
82	Number of capability enhancement and development schemes conducted (like Career guidance, Remedial coaching etc..)	A	Conducted(8)	
83	Percentage of student progression to higher education	B	55%	
84	Average percentage of students qualifying in state/ national/ international examinations(like NET, SLET, GATE, Civil services, state government etc..)	C	35%	More Proofs to be Collected
85	Number of awards/medals for outstanding performance in sports/cultural activities	B	7	Online Filling to be Done for all departments. Online Affidavit Needed
86	Presence of an active Student Council & representation of students on academic & administrative bodies/committees of the institution	A	Yes	
87	Records of significant achievements in Sports & Games	A	Yes	
88	Number of sports and cultural activities / competitions organised in the Institution in 2018 -19	A		
89	Alumni contribution in 2018 -19 (In Rs)	B	Yes, received	
90	Number of Alumni Association /Chapters meetings held in 2018 -19	B	2 meetings conducted	
91	Maintenance of JKC facilities & records	NA		
92	Record of Student trained and placed in JKC	NA		
93	Record of Anti Ragging cell	A	Maintained	
94	Maintenance of drinking water	A		
95	Maintenance of sanitation	B		

VI-GOVERNANCE AND LEADERSHIP		Grade	Impression	Recommendation/Suggestions by Academic Advisors
96	Academic Council Register	A	YES	
97	Functioning of Committees in Administration (Minutes of meetings)	A	YES	
98	Awards/Achievements	B	YES	
99	Use of ICT in Governance	A	YES	
100	Perspective/Strategic plan and deployment documents	A	YES	
101	Organizational structure of the Institution	A	YES	
102	Implementation of e-governance in Planning and Development, Administration, Finance and Accounts, Student Admission and Support, Examination	A	YES	
103	Number of teachers provided with financial support to attend conferences / workshops and towards membership fee of professional bodies in 2018 -19	B	89	
104	Number of professional development / administrative training programs organized by the Institution for teaching and non teaching staff in 2018 -19	A	8	
105	Number of teachers attended professional development programs(Orientation Program, Refresher Course, Short Term Course etc.,) in 2018 -19	A	148	
106	Funds / Grants received from non-government bodies, individuals, philanthropers in 2018 -19	B	25,000	
107	Average number of quality initiatives by IQAC for promoting quality culture per year	A	YES	
108	Participation in NIRF-2018	B	YES	
109	IQAC activities & maintenance of records , (Action Plan/Minutes of Meeting/Proof of submission of AQAR to NAAC/Activity register etc)	A	YES	

VII-INSTITUTIONAL VALUES AND BEST PRACTICES		Grade	Impression	Recommendation/Suggestions by Academic Advisors
110	Percentage of power requirement of the Institution met by the renewable energy sources	B	0.78%	
111	Waste Management steps taken	A	Yes	Include e-waste annual returns
112	Rain water harvesting structures and utilization in the campus	A	Yes, Maintained	
113	Facilities for Differently abled (Divyangjan) (ramp, scribe for examination etc.,)	A	Yes, Maintained	
114	Green Practices(plastic free campus, green landscaping etc.,)	A	Yes, Maintained	
115	Record of best/innovative practices by the institution	A	Maintained	Include IIPC events into it
116	College Activity Register 2018 -19 & Hard Copy of AQAR 2017-18 (should be available with the Principal)	A	Maintained	
117	The number of classes(per week) taken by the Principal	A	8 Hrs	
118	Research projects/Publications/ study material developed in 2018 -19 by the Principal	A		
College Grading - A				
 Signature of the Principal			Signatures of Academic Advisors	
Principal Gayatri Vidya Parishad College for Degree and PG. Courses(A) Visakhapatnam - 45			1.Prof. D.Lalitha Bhaskari Professor of CS & SE 	
			2. Dr.S.ATCHUTA RAMAM, Associate Professor of English 	
Note: the Format is to be filled by the Principal and submitted to the Academic Audit Team.			3. Prof. G. Sudheer Professor & Vice - Principal 